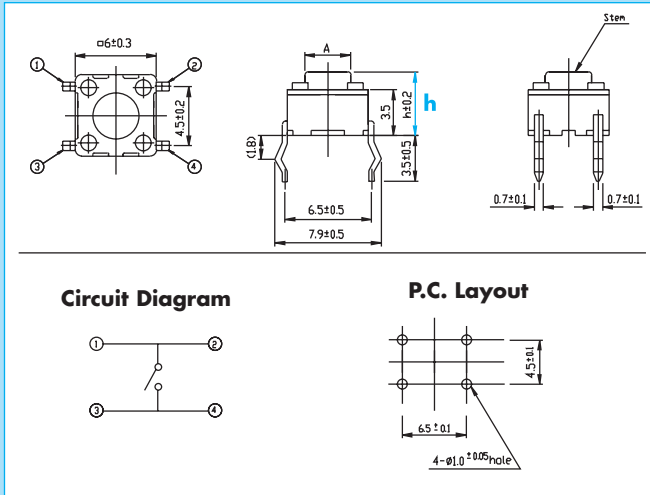


MANUAL INSERTION (Coplanar Mount)

SERIES EDA

- Straight Snap-in PC Terminals
- 6x6 mm size

E D A



Height from PCB (h)

A	4.3 mm
B	5.0 mm
C	7.0 mm
D	9.5 mm
E	13.0 mm
F	17.0 mm

Operating Force Life (Cycles)

1	100±50gf	1×10⁵
2	160±50gf	1×10⁵
3	260±70gf	1×10⁵

SPECIFICATIONS

Rating: 50mA - 12VDC
Contact resistance: 100 mΩ max
Bounce: 5msec max
Return force: 40 gf min

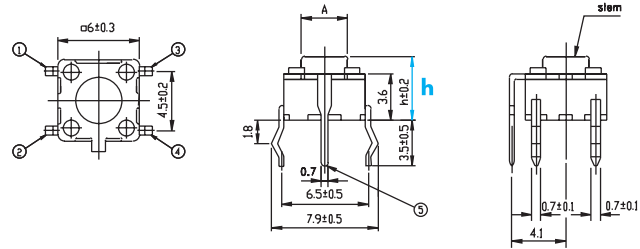
PACKAGING

Qty: 2000/Bag
Type of packaging: Loose

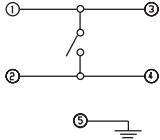
SERIES EDP

- Snap-in PC Terminals with ground
- 6x6 mm size

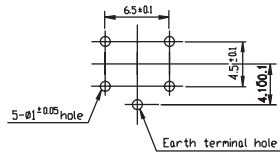
E D P



Circuit Diagram



P.C. Layout



Height from PCB (h)

A	4.3 mm
B	5.0 mm
C	7.0 mm
D	9.5 mm
E	13 mm
F	17 mm
G	7.3 mm

Operating Force Life (Cycles)

1	100±50gf	1x10 ⁵
2	160±50gf	1x10 ⁵
3	260±70gf	1x10 ⁵

SPECIFICATIONS

Rating: 50mA - 12VDC
Contact resistance: 100 mΩ max
Bounce: 5msec max
Return force: 40 gf min

PACKAGING

Qty: 2000/Bag
Type of packaging: Loose

CAP + COLOURS OPTIONS

Caps

EDSC-61-x Square

EDSC-62-x Round

Colours

K Black

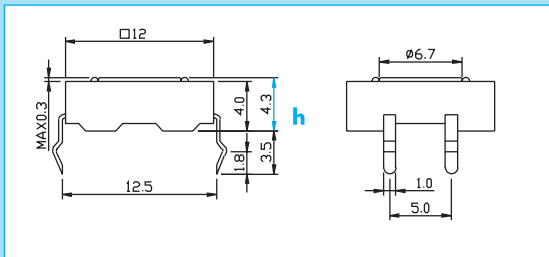
R Red

MANUAL INSERTION (Coplanar Mount)

SERIES EDQ

- Straight PC Terminals
- 12x12 mm size

E D Q



Height from PCB (h)

A	4.3 mm
B	7.5 mm



Operating Force Life (Cycles)

1	100±50gf	1×10 ⁵
2	160±50gf	5×10 ⁴
3	260±70gf	3×10 ⁴

SPECIFICATIONS

Rating: 50mA - 12VDC
Contact resistance: 100 mΩ max
Bounce: 5msec max
Return force: 40 gf min

PACKAGING

Qty: 500/Bag
Type of packaging: Loose

P.C. Layout

